


Activités de math 1^{re} année



Révision

Compte les objets

Count objects.



Compte les objets de chaque section.



Count objects in each section.

Compte les points.



Compte les fleurs.



Compte les mains (même celles coupées).




Compte les blocs.



Compte les ballons.







Compte les fourmis.



Compte les objets de chaque section.




Count objects in each section.

Compte les objets de chaque section.



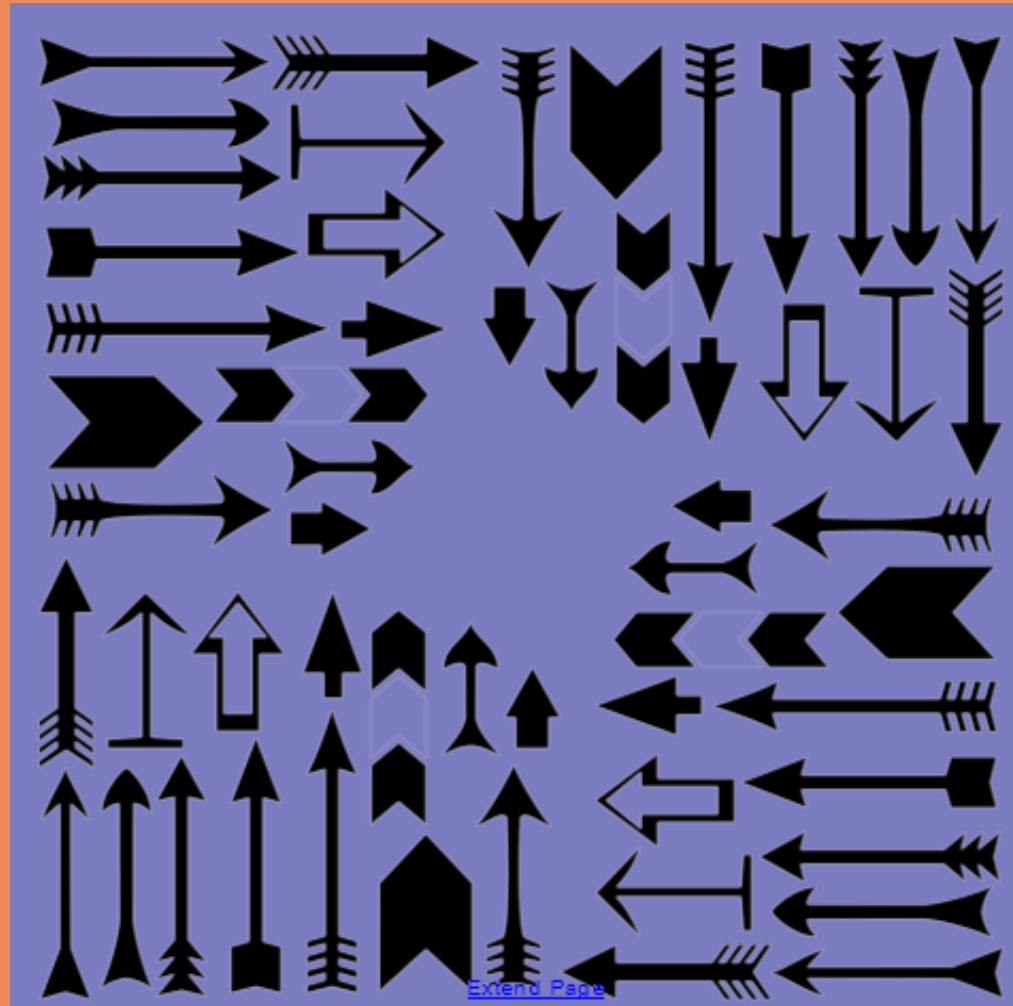
Count objects in each section.




DÉFI: Compte les objets



Challenge: Count the objects.




Compte les objets de chaque section.



Count objects in each section. Choose another starting point and ask your child/student how many there would be if you started from there instead. (Child should say, amount won't change, regardless of where you start.)

Compte les objets de chaque section.

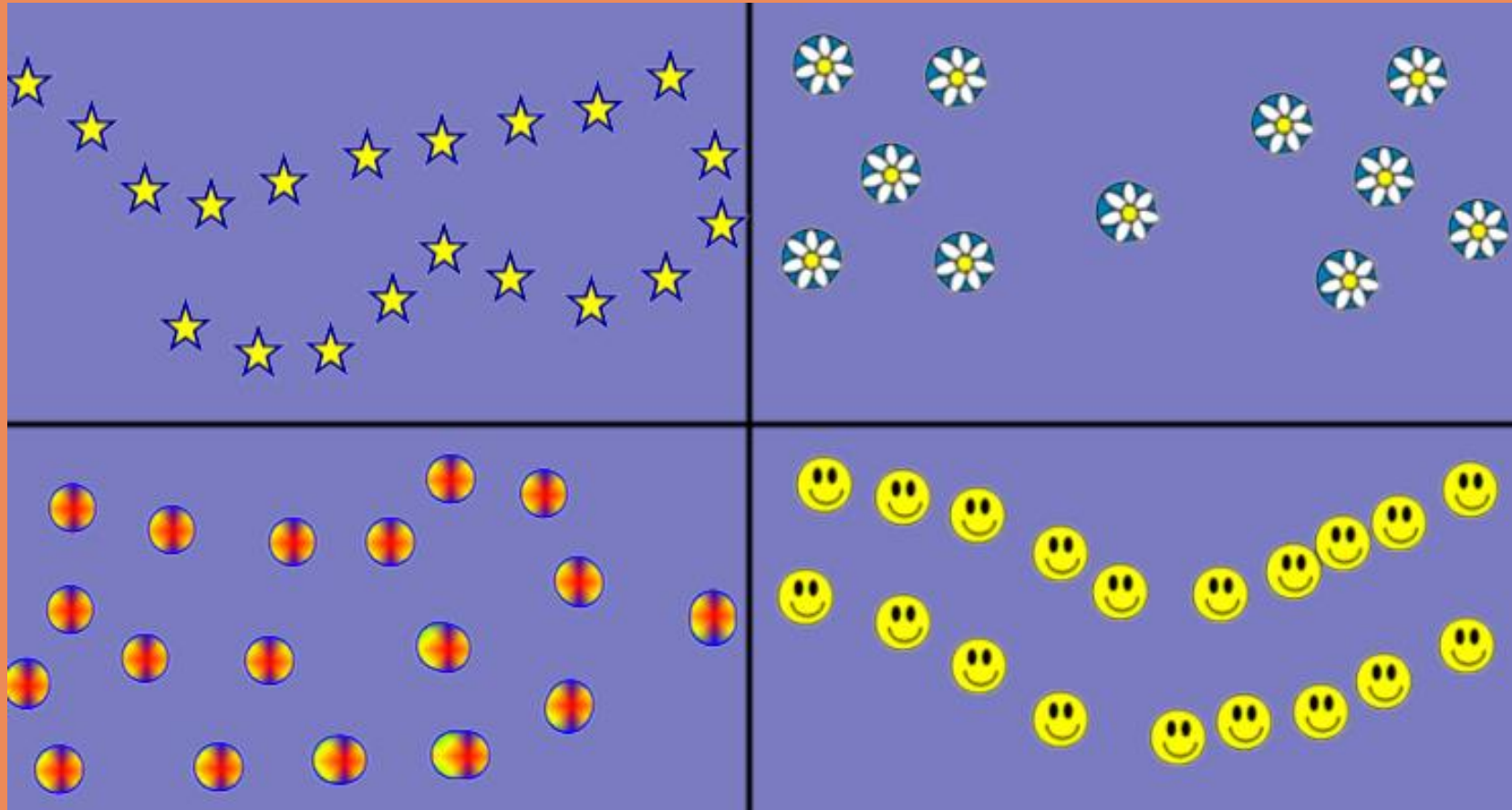


Count objects in each section. Choose another starting point and ask your child/student how many there would be if you started from there instead. (Child should say, amount won't change, regardless of where you start.)

Compte les objets de chaque section.





Count objects in each section.

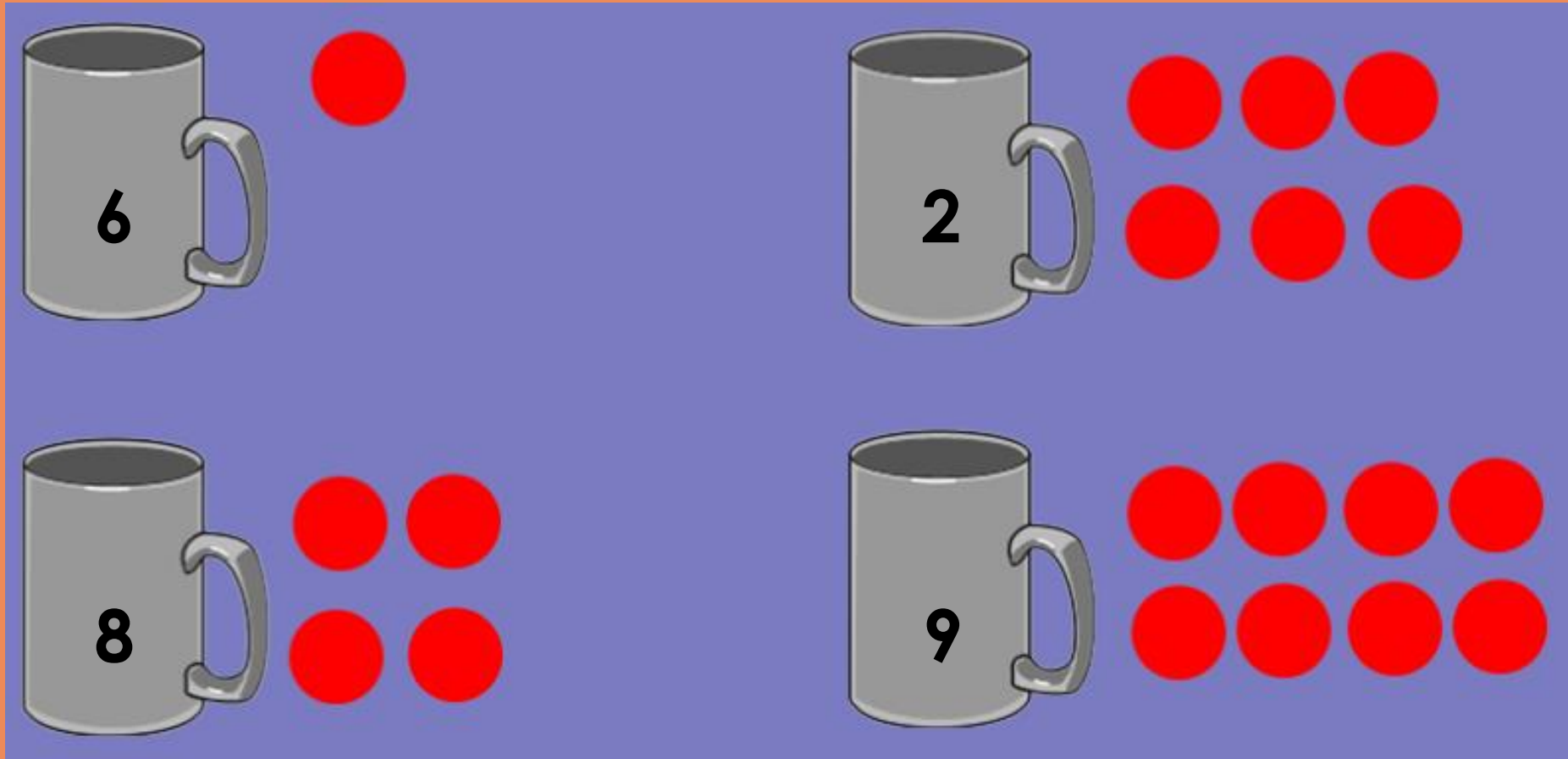


Compte les objets de chaque section.

Count objects in each section.



Compte les jetons, en commençant par le nombre qui est sur la tasse. Ne commence pas par 1. 



Students count on from the number on the cup.



Compte par sauts de 2

Count by 2.



Compte par sauts de 5



Count by 5.



Compte par sauts de 10



Count by 10.



Compte par sauts de 10



Count by 10.



A large light blue rectangular area containing ten ten-frames arranged in two columns and five rows. Each ten-frame is a 2x5 grid of smaller squares. The first nine ten-frames are completely filled with purple dots, representing the number 10. The tenth ten-frame, located at the bottom right, has only one purple dot in the top-left square, with the rest of the squares being empty.

A large light blue rectangular area containing eight ten-frames arranged in four rows and two columns. Each ten-frame is a 2x5 grid of smaller squares. All eight ten-frames are completely filled with black dots, representing the number 10.

Compte ces objets sans compter par 1



Count by anything except 1.



Compte ces objets



Count.



Compte jusqu'à 100!

Count to 100.



1	2	3	4	5	6	7	8	9	10
11	12	13	14	15	16	17	18	19	20
21	22	23	24	25	26	27	28	29	30
31	32	33	34	35	36	37	38	39	40
41	42	43	44	45	46	47	48	49	50
51	52	53	54	55	56	57	58	59	60
61	62	63	64	65	66	67	68	69	70
71	72	73	74	75	76	77	78	79	80
81	82	83	84	85	86	87	88	89	90
91	92	93	94	95	96	97	98	99	100