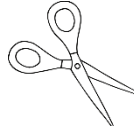
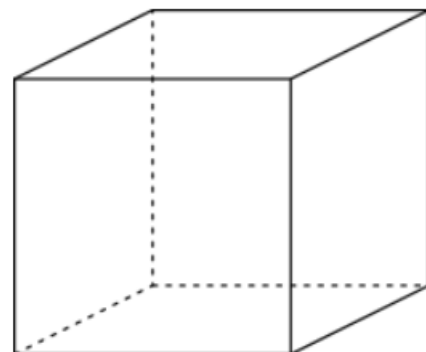
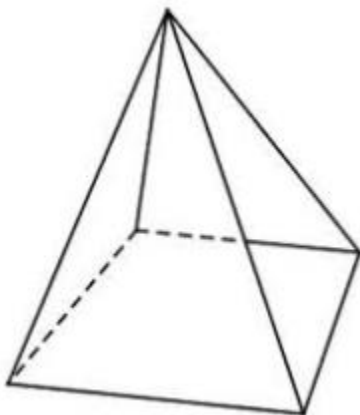
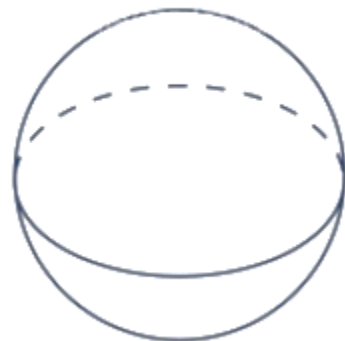
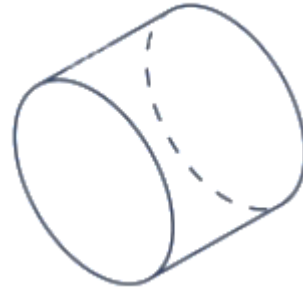


1. Découpe les solides. (Cut out the 3D shapes.)



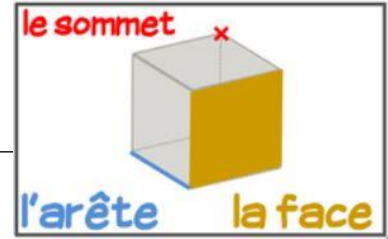
2. Décide ta règle de tri. (Decide which sorting rule you want to use. See example below as well as on the video on our website.)

3. Colle les solides dans la bonne colonne. (Glue your 3D shapes in the proper column for the sorting rule you chose.)



Tu peux choisir une règle de tri. /Sorting rules to choose from:

- a) roule / ne roule pas (rolls / does not roll)
- b) des faces planes/des faces courbes (flat surfaces / curved surfaces)
- c) 0 sommets / plus que 2 sommets (0 vertices /more than 2 vertices)



roule

ne roule pas

Tu peux choisir une règle de tri. /Sorting rules to choose from:

- a) roule / ne roule pas (rolls / does not roll)
- b) des faces planes/des faces courbes (flat surfaces / curved surfaces)
- c) 0 sommets / plus que 2 sommets (0 vertices /more than 2 vertices)

